

# Series S2000 pipe fittings Sprint®

Fittings threads: BSP (G1/8, G1/4, G3/8, G1/2),  
BSPT (R1/8, R1/4, R3/8, R1/2)



Series S2000 pipe fittings are characterized by great reliability of female threads, both BSP and BSPT, with non-flat surfaces. The patented Sprint models are provided with a particular torque system which avoids the use of liquid glues or PTFE band, making thus the mounting quicker.

Thanks to this system the connection and disconnection of the fitting can be repeated several times without compromising the seal on the thread.

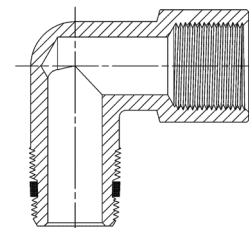
4

CONNECTION

## GENERAL DATA

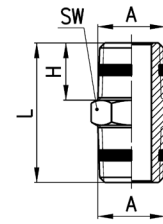
<b>Material</b>	nickel-plated brass and PTFE
<b>Threads</b>	GAS conical ISO 7 ( BSPT ) GAS cylindrical ISO 228 ( BSP )
<b>Pressure</b>	80 bar
<b>Fluid</b>	compressed air and other low pressure fluids
<b>Temperature</b>	-40°C + 120°C

## Pipe fittings Sprint®



**Fittings Mod. S2500**

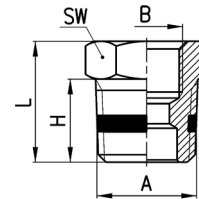
BSPT Nipple Sprint®


**DIMENSIONS**

Mod.	A	H	L	SW	Weight (g)
<b>S2500 1/8</b>	R1/8	7,5	19,5	12	8
<b>S2500 1/4</b>	R1/4	11	27	14	15
<b>S2500 3/8</b>	R3/8	11,5	28	17	21
<b>S2500 1/2</b>	R1/2	14	33,5	22	39

**Fittings Mod. S2530**

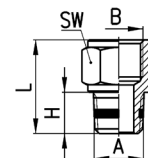
BSPT Reducing Nipple Sprint®


**DIMENSIONS**

Mod.	A	B	H	L	SW	Weight (g)
<b>S2530 1/4-1/8</b>	R1/4	G1/8	11	16	14	9
<b>S2530 3/8-1/8</b>	R3/8	G1/8	11,5	16,5	17	16
<b>S2530 1/2-1/8</b>	R1/2	G1/8	14	19,5	22	13
<b>S2530 3/8-1/4</b>	R3/8	G1/4	11,5	16,5	17	33
<b>S2530 1/2-1/4</b>	R1/2	G1/4	14	19,5	22	32
<b>S2530 1/2-3/8</b>	R1/2	G3/8	14	19,5	22	22

**Fittings Mod. S2520**

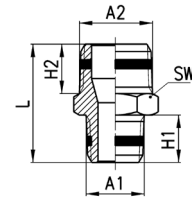
BSPT Male Reducing Extension Sprint®


**DIMENSIONS**

Mod.	A	B	H	L	SW	Weight (g)
<b>S2520 1/8-1/8</b>	R1/8	G1/8	7,5	17,5	13	11
<b>S2520 1/8-1/4</b>	R1/8	G1/4	7,5	19	17	15
<b>S2520 1/8-3/8</b>	R1/8	G3/8	7,5	20	20	19
<b>S2520 1/4-1/4</b>	R1/4	G1/4	11	22,5	17	17
<b>S2520 1/4-3/8</b>	R1/4	G3/8	11	23,5	20	33
<b>S2520 1/4-1/2</b>	R1/4	G1/2	11	27,5	24	34
<b>S2520 3/8-3/8</b>	R3/8	G3/8	11,5	24	20	36
<b>S2520 3/8-1/2</b>	R3/8	G1/2	11,5	28	24	56
<b>S2520 1/2-1/2</b>	R1/2	G1/2	14	30,5	24	41

Fittings Mod. S2510

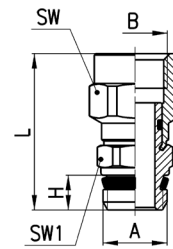
BSPT Reducing Sprint®



DIMENSIONS							
Mod.	A1	A2	H1	H2	L	SW	Weight (g)
<b>S2510 1/8-1/4</b>	R1/8	R1/4	7,5	11	23,5	14	14
<b>S2510 1/8-3/8</b>	R1/8	R3/8	7,5	11,5	24	17	22
<b>S2510 1/4-3/8</b>	R1/4	R3/8	11	11,5	27,5	17	19
<b>S2510 1/4-1/2</b>	R1/4	R1/2	11	14	30,5	22	33
<b>S2510 3/8-1/2</b>	R3/8	R1/2	11,5	14	31	22	36

Fittings Mod. 2541

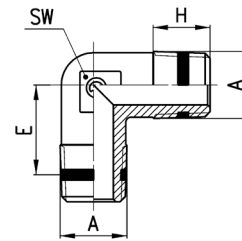
BSPT Swivel Male Nipple Sprint®



DIMENSIONS							
Mod.	A	B	H	L	SW	SW1	Weight (g)
<b>2541 1/8-1/8</b>	G1/8	G1/8	5,5	28	13	14	17
<b>2541 1/4-1/4</b>	G1/4	G1/4	7	31,5	17	14	26
<b>2541 3/8-3/8</b>	G3/8	G3/8	8	34	20	19	39

Fittings Mod. S2010

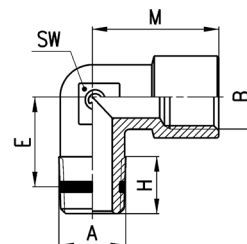
BSPT Male Elbow Sprint®



DIMENSIONS					
Mod.	A	E	H	SW	Weight (g)
<b>S2010 1/8</b>	R1/8	11,5	7,5	9	9
<b>S2010 1/4</b>	R1/4	13,5	11	12	17
<b>S2010 3/8</b>	R3/8	15,5	11,5	14	25
<b>S2010 1/2</b>	R1/2	16	14	16	47

Fittings Mod. S2020

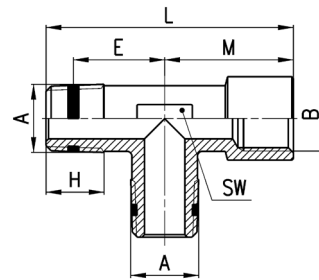
Male Female Elbow Sprint®



DIMENSIONS							
Mod.	A	B	E	H	M	SW	Weight (g)
<b>S2020 1/8-1/8</b>	R1/8	G1/8	11,5	8,5	19	11	16
<b>S2020 1/4-1/4</b>	R1/4	G1/4	15	11	23	13	27
<b>S2020 3/8-3/8</b>	R3/8	G3/8	15	11,5	25	15	33
<b>S2020 1/2-1/2</b>	R1/2	G1/2	17,5	14	31,5	20	62

**Fittings Mod. S2050**

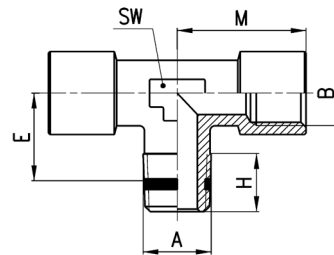
M.M.F. Tee Sprint®


**DIMENSIONS**

Mod.	A	B	E	H	L	M	SW	Weight (g)
<b>S2050 1/8-1/8</b>	R1/8	G1/8	11,5	8,5	37	19	12	14
<b>S2050 1/4-1/4</b>	R1/4	G1/4	15	11	46	23	13	44
<b>S2050 3/8-3/8</b>	R3/8	G3/8	15	11,5	48,5	25	16	59
<b>S2050 1/2-1/2</b>	R1/2	G1/2	17,5	14	60,5	31,5	20	81

**Fittings Mod. S2060**

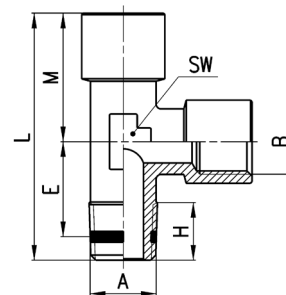
F.M.F. Tee Sprint®


**DIMENSIONS**

Mod.	A	B	E	H	M	SW	Weight (g)
<b>S2060 1/8-1/8</b>	R1/8	G1/8	11,5	8,5	19	12	31
<b>S2060 1/4-1/4</b>	R1/4	G1/4	15	11	23	13	38
<b>S2060 3/8-3/8</b>	R3/8	G3/8	15	11,5	25	16	51
<b>S2060 1/2-1/2</b>	R1/2	G1/2	17,5	14	31,5	20	88

**Fittings Mod. S2070**

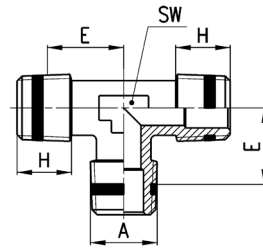
M.F.F. Tee Sprint®


**DIMENSIONS**

Mod.	A	B	E	H	L	M	SW	Weight (g)
<b>S2070 1/8-1/8</b>	R1/8	G1/8	11,5	8,5	37	19	12	30
<b>S2070 1/4-1/4</b>	R1/4	G1/4	15	11	46	23	13	36
<b>S2070 3/8-3/8</b>	R3/8	G3/8	15	11,5	48,5	25	16	51
<b>S2070 1/2-1/2</b>	R1/2	G1/2	17,5	14	60,5	31,5	20	89

Fittings Mod. S2080

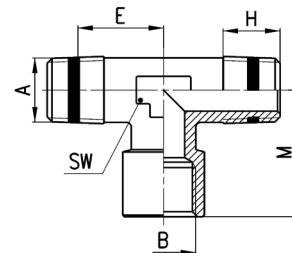
Male Tee Sprint®



DIMENSIONS					
Mod.	A	E	H	SW	Weight (g)
<b>S2080 1/8</b>	R1/8	11,5	7,5	9	14
<b>S2080 1/4</b>	R1/4	13,5	11	12	31
<b>S2080 3/8</b>	R3/8	15,5	11,5	14	50
<b>S2080 1/2</b>	R1/2	16	14	16	63

Fittings Mod. S2090

M.F.M. Tee Sprint®

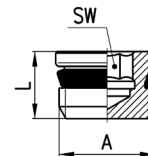


DIMENSIONS							
Mod.	A	B	E	H	M	SW	Weight (g)
<b>S2090 1/8-1/8</b>	R1/8	G1/8	11,5	8,5	19	12	22
<b>S2090 1/4-1/4</b>	R1/4	G1/4	15	11	23	13	16
<b>S2090 3/8-3/8</b>	R3/8	G3/8	15	11,5	25	16	59
<b>S2090 1/2-1/2</b>	R1/2	G1/2	17,5	14	31,5	20	80

Fittings Mod. 2612 and Mod. S2610

New size

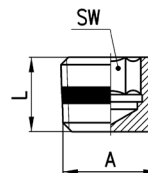
Mod. 2612: Metric Male Plug  
Mod. S2610: BSP Male Plug Sprint®



DIMENSIONS				
Mod.	A	L	SW	Weight (g)
<b>2612 M5</b>	M5	5.5	2	1 with O-ring
<b>2612 M7</b>	M7	7	4	2 with O-ring
<b>S2610 1/8</b>	G1/8	7.5	4	3
<b>S2610 1/4</b>	G1/4	9	6	6
<b>S2610 3/8</b>	G3/8	10	8	12
<b>S2610 1/2</b>	G1/2	11	10	21

Fittings Mod. S2615

BSPT Male Plug Tapper Sprint®



DIMENSIONS				
Mod.	A	L	SW	Weight (g)
<b>S2615 1/8</b>	R1/8	8	5	2
<b>S2615 1/4</b>	R1/4	10	7	6
<b>S2615 3/8</b>	R3/8	10	8	12